

# VERTICAL MIXERS

**HAYBUSTER®**  
www.haybuster.com








# STANDARD FEATURES

## CMF-430 VERTICAL MIXER



**MIXING CAPACITY:** The CMF-430 has a 430 cu. Ft. mixing capacity with a tare weight of 10,750 lbs.



**CONVEYOR:** The unloading door is 42" high and can be on the left or right side of the machine. Conveyor options are a 3' or 5' extension which gives a feeding height range of between 36" and 58".



**MAGNETS:** Magnets on the discharge chutes remove metal, such as bale wire, from feed providing the highest quality feed available.



**CV PTO OR OPTIONAL 2-SPEED GEAR BOX:** The CMF-430 comes equipped with either a Heavy-Duty Constant Velocity 540 rpm PTO or an optional 2-Speed Gear Box. The 2-Speed Gear Box is used for loaded start-ups and heavy rations.



**4-POINT SCALE:** 4-point scale for accurate weighing, with reduced scale bounce during loading and feeding



**RUBBER EXTENSION:** The tapered boil ring is standard equipment on the CMF-430. It prevents product from boiling over the sides during the cutting and mixing processes.



**DIGI-STAR:** The CMF-430 is equipped with a Digi-Star 4 pt. scale and monitor. Various monitor options are available. The Digi-Star system is powered by a standard onboard 12-volt battery. Digi-Star feed rationing programs are also available.



**AUGER WITH KNIVES:** 88" heavy-duty single auger with up to 7 self-sharpening serrated knives driven by an HD USA gearbox.



**VERTICAL KNIVES:** Adjustable vertical knives for more aggressive cutting.



**CLUTCH:** Free motion clutches on the driveline protect the heavy-duty gear boxes. Gear boxes come with a 2-year warranty. The optional 2-speed gear box is used for loaded start-ups and heavy rations.



**RIGID AXLES:** Rigid heavy-duty axles on each side with 2 14L-16.1 12 ply tires.

## OPTIONAL FEATURES

- **Magnets on chutes/spouts**  
Discharge magnets on the chutes/spouts remove ferrous metal, such as bale wire, from feed, providing the highest quality feed available.
- **Left or right door opening**  
Optional left or right door opening with discharge conveyor options of 3' or 5' provide the ultimate flexibility for feeding applications. The 3' conveyor has a feed height ranging from 36" to 44". The 5' conveyor has a feed range from 45" to 58".
- **2-speed gear box**  
The 2-speed gear box is used for heavy starts after transporting heavy rations to protect the tractor PTO and mixers drive train.
- **Digi-Star Scale**  
Choose from any Digi-Star scale indicator. Also available are optional Digi-Star Feed Management Programs.  
[www.digi-star.com](http://www.digi-star.com)



**LADDER:** Ladder mounted on front of machine allows for viewing of mixed ration while machine is stopped.





# STANDARD FEATURES

## CMF-710 VERTICAL MIXER



**MIXING CAPACITY:** The CMF-710 has a 710 cu. ft. mixing capacity with a tare weight of 18,340 lbs.



**UNLOADING DOOR:** Large 24" x 42" unloading door for fast, even unloading and cleaning.



**AUGERS:** Heavy-duty 76" screw augers with self-sharpening serrated knives, driven by 2 HD USA gearboxes.



**OSCILLATING AXLES:** Oscillating Heavy Duty Axles with 4) 315/80 R 22.5 20-ply rated tires provide even weight distribution on uneven ground.



**HEAVY-DUTY FRAME:** The CMF-710 is built with a heavy-duty 6" x 9" x 1/4" steel tube frame for strength and longevity.

## OPTIONAL FEATURES

- Unloading Options
  - Cross Conveyor only with right or left hand drives.
  - Cross Conveyor with spouts or endgates. Magnets are available for the spouts.
  - Cross Conveyor with hydraulic conveyor extension. Available in right hand, left hand, or both right and left hand unload. The dual discharge unit can only unload from one side at a time. Spouts and optional magnets are also available.
- Dogleg style conveyor also available
- Magnets on discharge spouts
  - Magnets on the spouts remove ferrous metal, such as bale wire, from feed, providing the highest quality feed available.
- Rear discharge door
  - The optional rear discharge door provides an additional means of discharging feed.
- 2-Speed Gear Box
  - The 2-speed gear box is used for heavy starts after transporting heavy rations to protect the tractor PTO and mixers drive train.
- Digi-Star Scale
  - Choose from any Digi-Star scale indicator
  - Also available are optional Digi-Star Feed Management Programs
  - [www.digi-star.com](http://www.digi-star.com)



**CV PTO OR OPTIONAL 2-SPEED GEAR BOX:** The CMF-710 comes equipped with either a heavy-duty constant velocity 1000 rpm PTO or an optional 2-speed gearbox. The 2-speed gearbox is used for loaded startups and heavy rations.





# STANDARD FEATURES

## CMF-830 VERTICAL MIXER



**MIXING CAPACITY:** The CMF-830 has an 830 cu. ft. mixing capacity with a tare weight of 21,500 lbs.



**UNLOADING DOOR:** Large 24" x 42" unloading door for fast, even unloading and clean-out.



**AUGERS:** Heavy-duty 88" screw augers with self-sharpening serrated knives, driven by 2 HD USA gearboxes.



**OSCILLATING AXLES:** Oscillating Heavy Duty Axles with 4) 315/80 R 22.5 20-ply rated tires provide even weight distribution on uneven or frozen ground.



**HEAVY-DUTY FRAME:** The CMF-830 is built with a heavy-duty 6" x 9" x 1/4" steel tube frame for strength and durability.

## OPTIONAL FEATURES

- Unloading Options
  - Cross Conveyor only with right or left hand drives.
  - Cross Conveyor with spouts or endgates. Magnets are available for the spouts.
  - Cross Conveyor with hydraulic conveyor extension. Available in right hand, left hand, or both right and left hand unload. The dual discharge unit can only unload from one side at a time. Spouts and optional magnets are also available.
- Dogleg style conveyor also available
- Magnets on discharge spouts
  - Magnets on the spouts remove ferrous metal, such as bale wire, from feed, providing the highest quality feed available.
- Rear discharge door
  - The optional rear discharge door provides an additional means of discharging feed.
- 2-Speed Gear Box
  - The 2-speed gear box is used for heavy starts after transporting heavy rations to protect the tractor PTO and mixers drive train.
- Digi-Star Scale
  - Choose from any Digi-Star scale indicator
  - Also available are optional Digi-Star Feed Management Programs [www.digi-star.com](http://www.digi-star.com)



**CV PTO OR OPTIONAL 2-SPEED GEAR BOX:** The CMF-830 comes equipped with either a heavy-duty constant velocity 1000 rpm PTO or an optional 2-speed gearbox. The 2-speed gearbox is used for loaded startups and heavy rations.





# STANDARD FEATURES

## CMF-980 VERTICAL MIXER



**MIXING CAPACITY:** The CMF-980 has a 980 cu. ft. mixing capacity with a tare weight of 30,900 lbs.



**UNLOADING DOOR:** Large 24" x 42" unloading door for fast, even unloading and clean-out.



**AUGERS:** Heavy-duty 88" screw augers with self-sharpening serrated knives, driven by 2 HD USA gearboxes.



**OSCILLATING AXLES:** Oscillating Heavy Duty Axles with 4) 385/65 R 22 20-ply rated tires provide even weight distribution on uneven or frozen ground.



**HEAVY-DUTY FRAME:** The CMF-980 is built with a heavy-duty 6" x 10" x 3/8" steel tube frame for strength and durability.

## OPTIONAL FEATURES

- Unloading Options
  - Cross Conveyor only with right or left hand drives.
  - Cross Conveyor with spouts or endgates. Magnets are available for the spouts.
  - Cross Conveyor with hydraulic conveyor extension. Available in right hand, left hand, or both right and left hand unload. The dual discharge unit can only unload from one side at a time. Spouts and optional magnets are also available.
- Dogleg style conveyor also available
- Magnets on discharge spouts
  - Magnets on the spouts remove ferrous metal, such as bale wire, from feed, providing the highest quality feed available.
- Rear discharge door
  - The optional rear discharge door provides an additional means of discharging feed.
- Digi-Star Scale
  - Choose from any Digi-Star scale indicator
  - Also available are optional Digi-Star Feed Management Programs [www.digi-star.com](http://www.digi-star.com)



**CV PTO WITH 2-SPEED GEAR BOX:** The CMF-980 comes equipped with a heavy-duty 1 3/4" constant velocity 1000 rpm PTO with a 2-speed gearbox. The 2-speed gearbox is needed for loaded startups and heavy rations.





# STANDARD FEATURES

## CMF-1150 VERTICAL MIXER



**MIXING CAPACITY:** The CMF-1150 has a 1150 cu. ft. mixing capacity with a tare weight of 33,000 lbs.



**UNLOADING DOOR:** Large 30" x 42" unloading door for fast, even unloading and clean-out.



**AUGERS:** Heavy-duty 88" screw augers with 18-1/4" self-sharpening serrated knives, driven by 2 HD USA gearboxes.



**OSCILLATING AXLES:** Oscillating Heavy Duty Axles with 4) 385/65 R 22 20-ply rated tires provide even weight distribution on uneven or frozen ground.



**HEAVY-DUTY FRAME:** The CMF-1150 is built with a heavy-duty 6" x 10" x 3/8" steel tube frame for strength and durability.

## OPTIONAL FEATURES

- Unloading Options
  - Cross Conveyor only with right or left hand drives.
  - Cross Conveyor with spouts or endgates. Magnets are available for the spouts.
  - Cross Conveyor with hydraulic conveyor extension. Available in right hand, left hand, or both right and left hand unload. The dual discharge unit can only unload from one side at a time. Spouts and optional magnets are also available.
- Dogleg style conveyor also available
- Magnets on discharge spouts
  - Magnets on the spouts remove ferrous metal, such as bale wire, from feed, providing the highest quality feed available.
- Rear discharge door
  - The optional rear discharge door provides an additional means of discharging feed.
- Digi-Star Scale
  - Choose from any Digi-Star scale indicator
  - Also available are optional Digi-Star Feed Management Programs [www.digi-star.com](http://www.digi-star.com)



**CV PTO WITH 2-SPEED GEAR BOX:** The CMF-1150 comes equipped with a heavy-duty 1 3/4" constant velocity 1000 rpm PTO with a 2-speed gearbox. The 2-speed gearbox is needed for loaded startups and heavy rations.



# THE HAYBUSTER ADVANTAGE

Some features are common to all our dual-auger models. These features are what make the Haybuster CMF Vertical Mixers the best on the market. Along with the features listed below, our machines are built heavier, like customers have come to expect from Haybuster, and our customers say we have the best mixing capabilities they've seen in any feed wagon.

**Features common to the 710, 830, 980 & 1150.**



**MAGNETS ON CHUTES:** Magnets on the discharge chutes removes metal, such as bale wire from feed, providing the highest quality feed available. Standard on the dogleg conveyor.



**FREE MOTION CLUTCHES ON DRIVELINE:** Free motion clutches on driveline protect the heavy duty gearboxes. Gearboxes come with a two-year warranty. The optional two-speed gearbox is used for loaded startups and heavy rations.



**DOGLEG CONVEYOR:** The dogleg style conveyor hydraulically slides out 16" for easy access to feed bunks.



**4-POINT SCALE:** 4-point scale for accurate weighing, with reduced scale bounce during loading and feeding.



**VERSATILE 36 IN. WIDE CROSS AND UNLOADING CONVEYOR:**

The Haybuster CMF's are equipped with a 36" wide hydraulic chain/slat unloading conveyor featuring:

- Cross Conveyor only with right or left hand drives
- Cross Conveyor with spouts or end gates. Magnets are available for the spouts
- Cross Conveyor with hydraulic conveyor extension. Available in right and, left hand, or both. The dual discharge unit can only unload from one side at a time. Spouts and optional magnets are also available



**ADJUSTABLE VERTICAL KNIVES:** Adjustable vertical knives for more aggressive cutting.



**DIGI-STAR 4-POINT SCALE WITH CHOICE OF OPTIONAL DIGI-STAR MONITORS:**

Haybuster CMF's are equipped with the standard Digi-Star 4 Pt. scale and EZ 3500 V monitor. All other Digi-Star monitors and scale heads are available. The Digi-Star system is powered by a standard onboard 12-volt battery. Digi-Star feeding programs are also available. See [www.digi-star.com](http://www.digi-star.com) for more information.



**OBSERVATION WINDOWS:** The Haybuster CMF's have observation windows on the right and left sides of the machine.



# FACTORY SPECIFICATIONS

## MODEL CMF-430

Cutter/Mixer/Feeder Vertical Mixer

### CAPACITIES:

Mixing Capacity With 12" Extension - 436 cu. ft. (12.35 cu. m)

Gross Weight Capacity - 19,100 lbs (8,663.6 kg)

Tare Weight-TMR - 10,750 lbs (4,876.1 kg)

### AUGERS:

Number - 1

Diameter -88" (223.52 cm)

Flighting Thickness -5/8" (1.59 cm)

Number/Thickness-Knives -7, 5/16" (0.3125) Self-Sharpening

### DOOR OPENING:

24" (60.96 cm) X 42" (106.68 cm)

### SIDE WALL THICKNESS:

1/4" (0.635 cm)

### FLOOR THICKNESS:

5/8" (1.58 cm)

### DRIVELINE AND GEAR BOXES:

1 3/8" (3.49 cm) Constant Velocity 540 rpm PTO Shaft

Optional 2-Speed Gearbox

Protection: Free Motion Automatic Clutches (1)

(1) HD Gear Boxes With 2-Year Warranty

### UNLOADING DOOR:

43" (109.22 cm) wide x 36" (91.44 cm) long

Discharge Height - 30" (76.2 cm)

Discharge Options - Left or Right

### SCALE:

Digi-Star 4-Point Scale With Optional Monitor

### WEIGHT:

Total - 8120 lbs (3683.2 kgs)

Tongue Weight - 960 lbs (435.4 kgs)

### TRANSPORT DIMENSIONS:

Width - 10' 8" (3.25 m)

Length - 16' 6" (5.03 m)

Height - 9' 8" (2.95 m)

### WORKING DIMENSIONS:

Loading Height With Extensions - 9' 8" (2.95 m)

Width - Between 10' 8" and 14', depending on conveyor

### CHASSIS:

Towing Arrangement - Clevis Type Hitch/Pintle

Tires - (2) 14L-16.1-12 ply

Wheels - (2) - 8 hole

Axle - Rigid

Bearings - Tapered Roller

Jack Capacity - 7,000 lbs (3175.2 kg) 10" Travel

Extensions - 12" Rubber

### REQUIREMENTS FOR OPERATION-TRACTOR:

PTO Horsepower Required - 80 Minimum

PTO Requirement - 540 rpm, 1 3/8" Dia. With 6 Spline

Min. Hydraulic Output - 8 gpm at 1,500 psi (46 lpm x 10,345 kpa)

SMV Sign and Road Lights - Standard Equipment

Electrical - 12 VDC (Battery Included)

## MODEL CMF-710

Cutter/Mixer/Feeder Vertical Mixer

### CAPACITIES:

Mixing Capacity With 12" Extension - 710 cu. ft. (20.1 cu. m)

Gross Weight Capacity - 39,400 lbs (17,871.5 kg)

Tare Weight - TMR - 18,340 lbs (8,318.88 kg)

### AUGERS:

Number - 2

Diameter - 76" (193 cm)

Flighting Thickness - 5/8" (1.59 cm)

Number/Thickness-Knives - 14 5/16" (0.794 cm)

### DOOR OPENING:

30" (76.2 cm) x 40" (101.6 cm)

### SIDE WALL THICKNESS:

1/4" (0.635 cm)

### FLOOR THICKNESS:

5/8" (1.58 cm)

### OBSERVATION WINDOWS:

2

### DRIVELINE AND GEAR BOXES:

Drive line constant velocity 1000 rpm PTO, available in 1 3/4" (4.45 cm) or 1 3/8" (3.49 cm)

Protection: Free Motion Automatic Clutches (2)

(2) HD Gear Boxes With 2-Year Warranty

### UNLOADING CONVEYOR:

36" (91.44 cm) Chain With Hydraulic Orbital Motors

Dogleg Option: 30" (76.2 cm)

Discharge Options - Left, Right or Both

### SCALE:

Digi-Star 4-Point Scale With Optional Monitor

### WEIGHT:

Total - 13,660 lbs. (6,196.07 kg)

Tongue Weight - 1,180 lbs. (535.24 kg)

### TRANSPORT DIMENSIONS:

Width - 10' 1 1/2" (3.086 m)

Length - 22' 2 11/16" (6.774 m)

Height - 10' 2 3/4" (3.118 m)

### WORKING DIMENSIONS:

Loading Height With Extensions - 10' 2 3/4" (3.118 m)

Width - Between 10' 2" and 12', depending on conveyor

### CHASSIS:

Towing Arrangement - Clevis Type Hitch

Tires - (4) 14 L-16.1-12 ply

Wheels - (4) 8 Hole

Axle -Oscillating

Bearings - Tapered Roller

Jack Capacity - 7,000 lbs (3175.2 kg) 10" Travel

Extensions - 12" Rubber

### REQUIREMENTS FOR OPERATION-TRACTOR:

PTO Horsepower Required - 125 Recommended Minimum HP

PTO Requirement - 1000 rpm, 1 3/8" Dia. With 21 Spline

Min. Hydraulic Output - 8 gpm at 1,500 psi (46 lpm. x 10,345 kpa)

Electrical - 12 VDC (Battery Included)

SMV Sign and Road Lights - Standard Equipment

## MODEL CMF-830

Cutter/Mixer/Feeder Vertical Mixer

### CAPACITIES:

Mixing Capacity With 12" Extension - 830 cu. ft. (23.5 cu. m)

Gross Weight Capacity - 39,400 lbs (17,871.5 kg)

Tare Weight - TMR - 21,500 lbs (9,774.92 kg)

### AUGERS:

Number - 2

Diameter - 88" (282.52 cm)

Flighting Thickness - 5/8" (1.59 cm)

Number/Thickness-Knives - 14 1/4" (0.635 cm) Self Sharpening

### DOOR OPENING:

24" (60.96 cm) X 42" (106.68 cm)

### SIDE WALL THICKNESS:

1/4" (0.635 cm)

### FLOOR THICKNESS:

5/8" (1.58 cm)

### OBSERVATION WINDOWS:

2

### DRIVELINE AND GEAR BOXES:

1 3/4" (4.45 cm) Constant Velocity 1000 rpm PTO Shaft

Optional Two-Speed Gear Box With 1 3/4" 1000 rpm PTO for Loaded Startups

Protection: Free Motion Automatic Clutches (2)

(2) HD Gear Boxes With 2-Year Warranty

### UNLOADING CONVEYOR:

36" (91.44 cm) Chain With Hydraulic Orbital Motors

Discharge Height - 26 5/8" (67.63 cm) to 55" (139.7 cm)

Discharge Options - Left, Right or Both

### SCALE:

Digi-Star 4-Point Scale With Optional Monitor

### WEIGHT:

Total - 17,900 lbs (8119.3 kg)

Tongue Weight - 2,100 lbs (952.5 kg)

### TRANSPORT DIMENSIONS:

Width - 10' 2" (3.1 m)

Length - 24' 6 1/8" (7.47 m)

Height - 10' 7 1/4" (3.23 m)

### WORKING DIMENSIONS:

Loading Height With Extensions - 9' 5" (2.86 m)

Width - Between 10' 2" and 12', depending on conveyor

### CHASSIS:

Towing Arrangement - Clevis Type Hitch

Tires - (4) 315/80R22.5 20 ply

Wheels - (4) 22.5x 9-10 Hole

Axle -Oscillating

Bearings - Tapered Roller

Jack Capacity - 7,000 lbs (3175.2 kg) 10" Travel

Extensions - 12" Rubber

### REQUIREMENTS FOR OPERATION-TRACTOR:

PTO Horsepower Required - 150 Recommended Minimum HP

PTO Requirement - 1000 rpm, 1 3/4" Dia. With 20 Spline

Min. Hydraulic Output - 8 gpm at 1,500 psi (46 lpm. x 10,345 kpa)

Electrical - 12 VDC (Battery Included)

SMV Sign and Road Lights - Standard Equipment

## MODEL CMF-980

Cutter/Mixer/Feeder- Vertical Mixer

### CAPACITIES:

Mixing Capacity With 12" Extension - 980 cu. ft. (32.56 cu. m)

Gross Weight Capacity - 50,000 lbs (22,679.62 kg)

Tare Weight - TMR - 30,900 lbs (14,016 kg)

### AUGERS:

Number - 2

Diameter - 88" (282.52 cm)

Flighting Thickness - 5/8" (1.59 cm)

Number/Thickness-Knives - 14-5/16" (0.795 cm) thick Self-Sharpening

### DOOR OPENING:

24" (60.96 cm) X 42" (106.68 cm)

With Two Speed Gearbox (Standard Equipment)

### SIDE WALL THICKNESS:

1/4" (0.635 cm) With 24" (60.96 cm)

12 Gauge Replaceable Steel Wall Liner

### FLOOR THICKNESS:

3/4" (1.91 cm)

### OBSERVATION WINDOWS:

2

### DRIVELINE AND GEAR BOXES:

44E Series Drivelines

With Two-Speed Gearbox (Standard Equipment)

Protection: Free Motion Automatic Clutches (2)

(2) HD Gear Boxes With 2-Year Warranty

### UNLOADING CONVEYOR:

36" (91.44 cm) Chain Without Hydraulic Orbital Motors

Discharge Height - 26 5/8" (67.63 cm) to 55" (139.7 cm)

Discharge Options - Left, Right or Both.

Rear Commodity Door

### SCALE:

Digi-Star 4-Point Scale With Optional Digi-Star Scale Monitor

### WEIGHT:

Total - 19,100 lbs (8,663.61 kg)

Tongue Weight - 2,480 lbs (1,270.06 kg)

### TRANSPORT DIMENSIONS:

Width - 10' 6" (3.2 m)

Length - 25' 7" (7.8 m)

Height - 11' 2" (3.4 m)

### WORKING DIMENSIONS:

Loading Height - 11' 2" (3.40 m)

Width - Between 10' 6" and 12' 4", depending on conveyor

### CHASSIS:

Towing Arrangement -V-Block or Clevis Type Hitch

Wheels - (4) 385/65 R 22.5 20-ply

Axle -Oscillating

Bearings - Tapered Roller

Jack Capacity - 7,000 lbs (3175.2kg) 10" Travel

Extensions - 12" Rubber (standard)

### REQUIREMENTS FOR OPERATION-TRACTOR:

PTO Horsepower Required - 150 Recommended Minimum HP

PTO Requirement - 1,000 rpm, 1 3/4" Dia with 20 Spline

1,000 rpm, 1 3/8" Dia with 21 Spline

Electrical - 12 VDC (Battery Included)

SMV Sign and Road Lights - Standard Equipment

## MODEL CMF-1150

Cutter/Mixer/Feeder- Vertical Mixer

### CAPACITIES:

Mixing Capacity With 12" Extension - 1,150 cu. ft. (32.56 cu. m)

Gross Weight Capacity - 55,000 lbs (24,947 kg)

Tare Weight - TMR - 33,000 lbs (15,331.42 kg)

### AUGERS:

Number - 2

Diameter - 88" (282.52 cm)

Flighting Thickness - 5/8" (1.59 cm)

Number/Thickness-Knives - 18-1/4" (0.635 cm) Self Sharpening

### DOOR OPENING:

24" (60.96 cm) X 42" (106.68 cm)

With Two Speed Gearbox (Standard Equipment)

### SIDE WALL THICKNESS:

1/4" (0.635 cm) With 24" (60.96 cm)

12 Gauge Replaceable Steel Wall Liner

### FLOOR THICKNESS:

3/4" (1.91 cm)

### OBSERVATION WINDOWS:

2

### DRIVELINE AND GEAR BOXES:

1 3/4" (4.45 cm) Constant Velocity 1,000 rpm PTO Shaft

With Two-Speed Gearbox (Standard Equipment)

Protection: Free Motion Automatic Clutches (2)

(2) HD Gear Boxes With 2-Year Warranty

### UNLOADING CONVEYOR:

36" (91.44 cm) Chain Without Hydraulic Orbital Motors

Discharge Height - 26 5/8" (67.63 cm) to 55" (139.7 cm)

Discharge Options - Left, Right or Both.

Rear Commodity Door

### SCALE:

Digi-Star 4-Point Scale With Optional Digi-Star Scale Monitor

### WEIGHT:

Total - 21,200 lbs (9,616.16 kg)

Tongue Weight - 2,800 lbs (1,270.06 kg)

### TRANSPORT DIMENSIONS:

Width - 11' (3.35 m)

Length - 25' 8" (7.82 m)

Height - 12' 10" (3.91 m)

### WORKING DIMENSIONS:

Loading Height - 12' 10" (3.91 m)

Width - Between 10' 10" and 13', depending on conveyor

### CHASSIS:

Towing Arrangement -V-Block or Clevis Type Hitch

Wheels - (4) 22.5x 9"-10 Hole

Axle -Oscillating

Bearings - Tapered Roller

Jack Capacity - 7,000 lbs (3175.2kg) 10" Travel

Extensions - 12" Rubber (standard)

### REQUIREMENTS FOR OPERATION-TRACTOR:

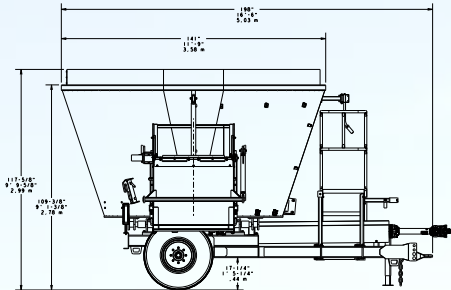
PTO Horsepower Required - 150 Recommended Minimum HP

PTO Requirement - 1,000 rpm, 1 3/4" Dia With 20 Spline

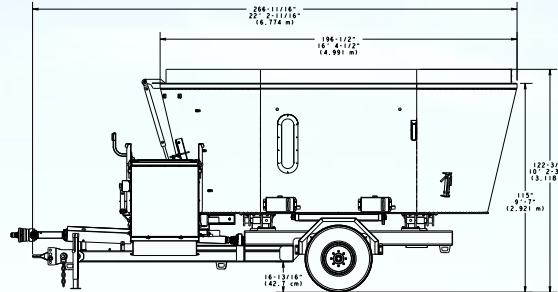
&lt;



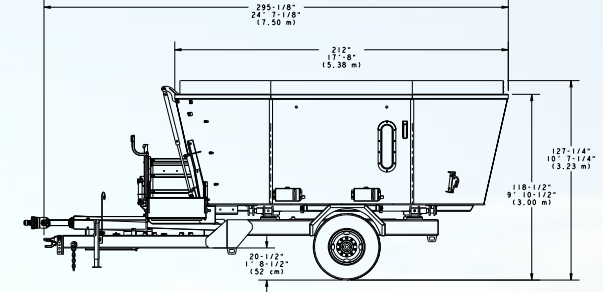
# MECHANICAL DRAWINGS



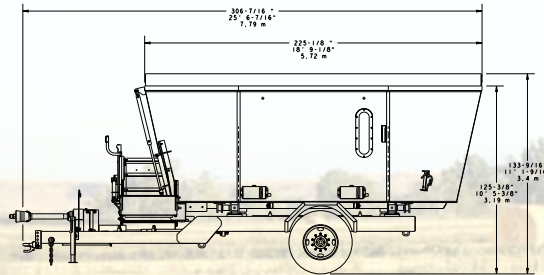
**CMF-430**



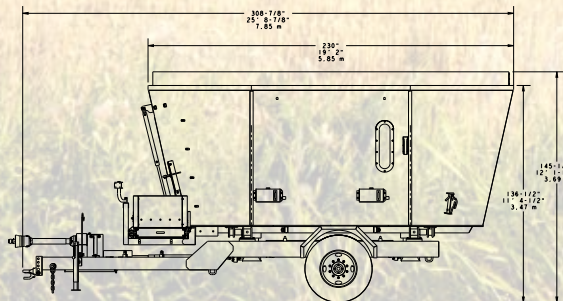
**CMF-710**



**CMF-830**



**CMF-980**



**CMF-1150**

**HAYBUSTER®**  
www.haybuster.com

**DURATECH®  
INDUSTRIES**

PO Box 1940  
Jamestown, ND 58402-1940  
Phone: (701) 252-4601  
Fax: (701) 252-0502